

## 10 4x100m Freestyle Women - 16&amp;O Final














Official

Open  
NZR

Open NZR

3:37.70 2006-04-08

NZL  
NZL

Rank	Competitor	Age	Club	RT	PTS	Result
1	 Waikato Di...	17	 Waikato Di...			<b>3:57.05</b> Entry: 3:54.41 <b>+2.64</b>
	Ariella Riley	17		29.12		1:00.13 1:00.13
	Indiana Riley	17		1:28.17		1:58.71 1:58.71
	Alanna Rawson	15		2:27.50		2:58.73 2:58.73
	Holli Macdonald	17		3:26.60		3:57.05 3:57.05
2	 Rangitoto ...	18	 Rangitoto C...			<b>3:59.11</b> Entry: 4:03.96 <b>-4.85</b>
	Kezia Buisinne	17		28.69		59.23 59.23
	Monique Wieruszowski	18		1:27.88		1:59.38 1:59.38
	Alexis Buisinne	17		2:27.56		2:59.31 2:59.31
	Ania Maritz	17		3:27.23		3:59.11 3:59.11
3	 Diocesan S...	17	 Diocesan S...			<b>4:05.30</b> Entry: 4:05.40 <b>-0.10</b>
	Grace Jeromson	17		29.29		1:01.06 1:01.06
	Xanthe Miller	17		1:29.75		2:01.78 2:01.78
	Henrietta Yarrell-Stevenson	14		2:31.97		3:05.40 3:05.40
	Frankie Dodunski	16		3:33.44		4:05.30 4:05.30
4	 Tauranga G...	18	 Tauranga G...			<b>4:08.10</b>
	Trelise Chote	18		30.02		1:02.52 1:02.52
	Carina Roberts	16		1:32.71		2:05.24 2:05.24
	Amelie Pearson	17		2:34.56		3:06.58 3:06.58
	Tetsani Thompson	17		3:35.80		4:08.10 4:08.10
5	 Epsom Girl...	17	 Epsom Girl...			<b>4:10.71</b> Entry: 4:30.00 <b>-19.29</b>
	Pare Teura-Davies	15		29.64		1:02.12 1:02.12
	Olivia Bates	17		1:32.29		2:03.69 2:03.69
	Eliza Williams	16		2:34.56		3:07.40 3:07.40
	Maya Botti	15		3:37.49		4:10.71 4:10.71
6	 Mt Albert G...	16	 Mt Albert G...			<b>4:10.80</b> Entry: 4:09.88 <b>+0.92</b>
	Emma Rueter	16		30.35		1:04.15 1:04.15
	Victoria Schaeffer	16		1:34.65		2:07.84 2:07.84
	Kiri Lovatt	16		2:37.92		3:11.25 3:11.25
	Macy Hains	16		3:39.80		4:10.80 4:10.80
7	 Waikato Di...	16	 Waikato Di...			<b>4:10.90</b> Entry: 4:11.99 <b>-1.09</b>

	Paige Stringer	16	30.19	1:03.58	1:03.58
	Gemma Hay	15	1:33.45	2:06.35	2:06.35
	Isabelle Blackmore	16	2:36.43	3:09.47	3:09.47
	Tessa Scott	16	3:38.69	4:10.90	4:10.90
<b>8</b>	 St Paul's C...	17	 St Paul's C...	<b>4:13.13</b>	
				Entry: 4:18.78	-5.65
	Emma Fletcher	17	30.27	1:03.76	1:03.76
	Lani Jarrett	16	1:33.28	2:05.11	2:05.11
	Addison Welch	16	2:35.10	3:09.16	3:09.16
	Ashley Lander	16	3:39.49	4:13.13	4:13.13
<b>9</b>	 Palmerston...	17	 Palmerston...	<b>4:21.26</b>	
				Entry: 4:24.05	-2.79
	Alahna Singleton	17	30.40	1:04.20	1:04.20
	Maggie Thompson	14	1:35.66	2:09.78	2:09.78
	Annemarie Wiedow	17	2:43.01	3:20.47	3:20.47
	Lily Smith	15	3:48.30	4:21.26	4:21.26
<b>10</b>	 Pinehurst S...	17	 Pinehurst S...	<b>4:23.66</b>	
	Samantha Simpson-Foster	14	31.43	1:06.33	1:06.33
	Avianna Liu	13	1:40.13	2:16.86	2:16.86
	Audrey Neal	17	2:47.45	3:22.28	3:22.28
	Arissa Liu	15	3:51.12	4:23.66	4:23.66